

User guide

How to make a donation?

Page 2

Who would you like to sponsor?

Page 3

Roadmap how to make a donation for a specific wavemaker

Page 7

Roadmap how to make a donation for a specific team

Page 11

Roadmap how to make a general donation



Who would you like to sponsor?

First, you have to make the choice of whom to sponsor. This can be a person, a team or a swim. You can also make a general donation. Choose whom you want to sponsor, or fill in your general donation amount and click on 'Ga verder', which means 'continue'.

Box 1: A specific wavemaker

Box 2: A specific team

Box 3: A specific swim

Box 4: A general donation - You can fill in your own amount of donation. Or you can choose one of the most frequently selected amounts.



DOE MEE ▾

DONEER ▾

OVER ONS ▾

SPONSORING ▾

NIEUWS

FAQ ▾

CONTACT

ENGLISH

WAARAAN WIL JE DONEREN?

EEN SPECIFIEKE WAVEMAKER1

GA VERDER

EEN SPECIFIEK TEAM2

GA VERDER

EEN SPECIFIEKE SWIM3

GA VERDER

IK WIL EEN ALGEMENE DONATIE DOEN

Kies zelf een donatiebedrag ⓘ

€

GA VERDER

Of kies een vaak gekozen bedrag

€ 15

€ 25

€ 50

€ 100

4

2

Roadmap how to make a donation for a specific wavemaker? | Choose your wavemaker

Now you have to select the wavemaker you would like to sponsor. You can search this person by filling in her/his name in column 1 and press enter. Her or his profile appears, and by clicking on her/his profile you have selected your wavemaker.



[DOE MEE](#) [DONEER](#) [OVER ONS](#) [SPONSORING](#) [NIEUWS](#) [FAQ](#) [CONTACT](#) [ENGLISH](#)

AAN WELKE WAVEMAKER WIL JIJ DONEREN?

1

Sorteer op: Meest opgehaald

€ 6.220
OPGEHAALD

ROSA DE VRIES

Mijn lieve vader heeft ALS en daarom spring ik op 29 augustus de Amsterdamse grachten in om zoveel mogelijk geld op te halen...

BEKIJK

€ 5.041
OPGEHAALD

BABETTE DE VRIES

Mijn lieve vader heeft ALS en daarom spring ik op zondag 29 augustus 2021 de Amsterdamse grachten in om zoveel mogelijk...

BEKIJK

€ 4.730
OPGEHAALD

BAS PLAUM

Afgelopen december is er bij mijn vader ALS geconstateerd. Hierdoor is ons leven flink veranderd. Daarom ga ik 2 km zwemmen om...

BEKIJK

Roadmap how to make a donation for a specific wavemaker? | Pay with iDEAL

Now you can sponsor your wavemaker. You can donate via iDEAL or via Visa, MasterCard or Bank Authorization. On this page we explain how you make a donation via iDEAL. On the next page we explain the other transfer possibilities.

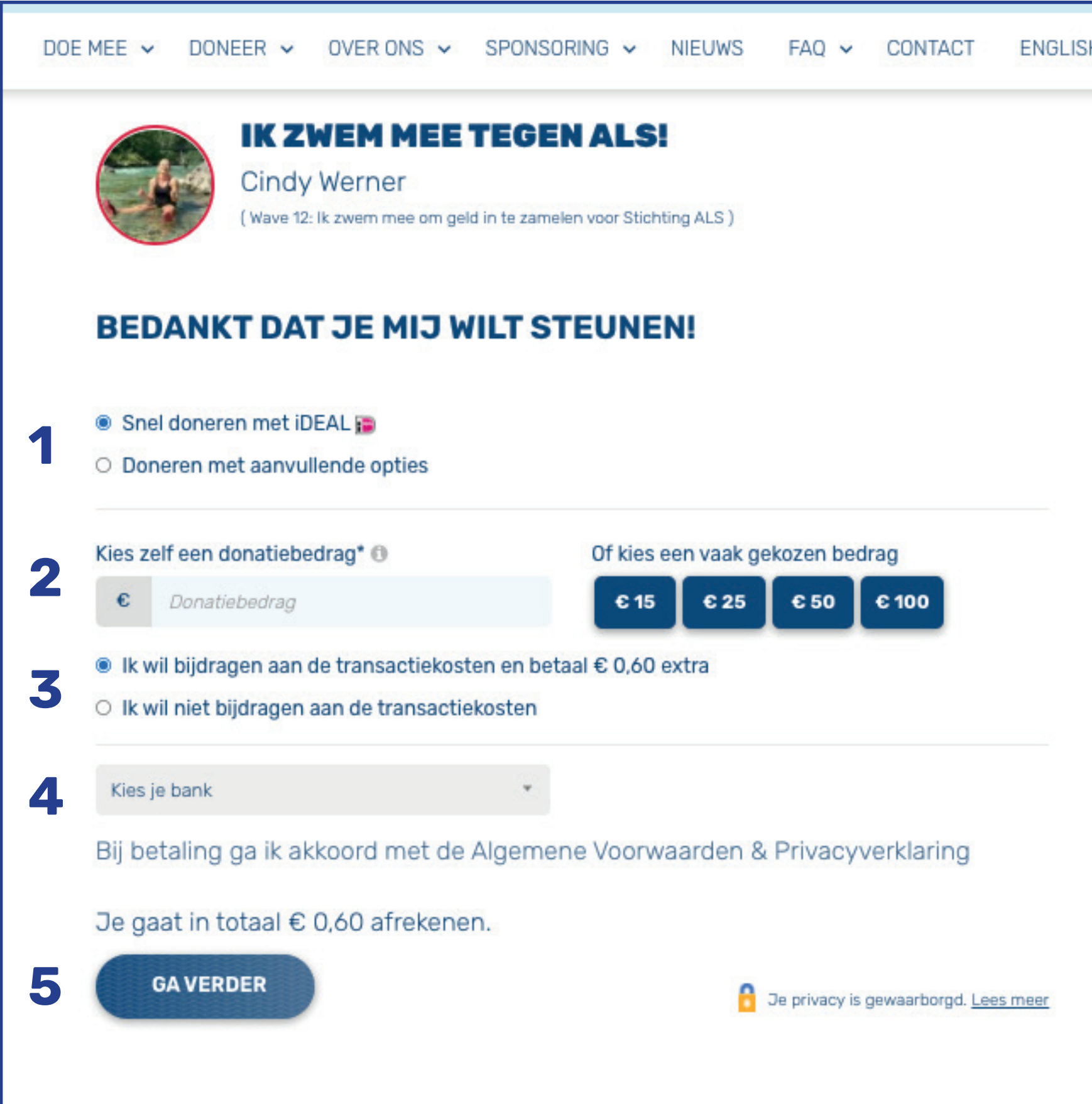
Number 1: you select the option 'Snel doneren met iDEAL', which means 'Donate quickly with iDEAL'.

Number 2: you have to fill in the donation amount of your choice. You can also choose an amount which is presented on the side.

Number 3: you have to select whether or not you would like to pay the transaction fee of 0,40 cents. Would you? Select the first box. Would you not? Select the second box.

Number 4: you have to select the bank you want to pay with. Upon payment you agree to the terms and conditions & privacy statement.

Number 5: all set up! Click on 'Ga verder', which means 'Continue'. You will be redirected to your bank and can complete the payment.



The screenshot shows a donation page for 'IK ZWEM MEE TEGEN ALS!' by Cindy Werner. The page is titled 'BEDANKT DAT JE MIJ WILT STEUNEN!' and includes a navigation bar with links like 'DOE MEE', 'DONEER', 'OVER ONS', 'SPONSORING', 'NIEUWS', 'FAQ', 'CONTACT', and 'ENGLISH'. The donation process is guided by five numbered steps:

- 1** Select the option 'Snel doneren met iDEAL' (selected) or 'Doneren met aanvullende opties'.
- 2** Choose a donation amount. Options include 'Kies zelf een donatiebedrag*' (with a text input field) and 'Of kies een vaak gekozen bedrag' (with buttons for €15, €25, €50, and €100).
- 3** Select whether to contribute to transaction costs. Options are 'Ik wil bijdragen aan de transactiekosten en betaal € 0,60 extra' (selected) and 'Ik wil niet bijdragen aan de transactiekosten'.
- 4** Select a bank from the 'Kies je bank' dropdown menu. Below this, there is a checkbox for 'Bij betaling ga ik akkoord met de Algemene Voorwaarden & Privacyverklaring'.
- 5** Click the 'GA VERDER' button to proceed. A note indicates 'Je gaat in totaal € 0,60 afrekenen.' and a privacy statement link 'Je privacy is gewaarborgd. Lees meer' is provided.



Roadmap how to make a donation for a specific wavemaker? | Pay with Visa, Mastercard or Bank Authorization

Now you can sponsor your wavemaker. You can donate with iDEAL or with Visa, MasterCard or Bank Authorization. On the coming 2 pages we explain how you make a donation with Visa, MasterCard or Bank Authorization

Number 1: you select the option 'Doneren met aanvullende opties', which means 'Donate with additional' options.

Number 2: you have to fill in the donation amount of your choice. You can also choose an amount which is presented on the side.

Number 3: you have to select whether or not you would like to pay the transaction fee of 0,40 cents.

Would you? Select the first box

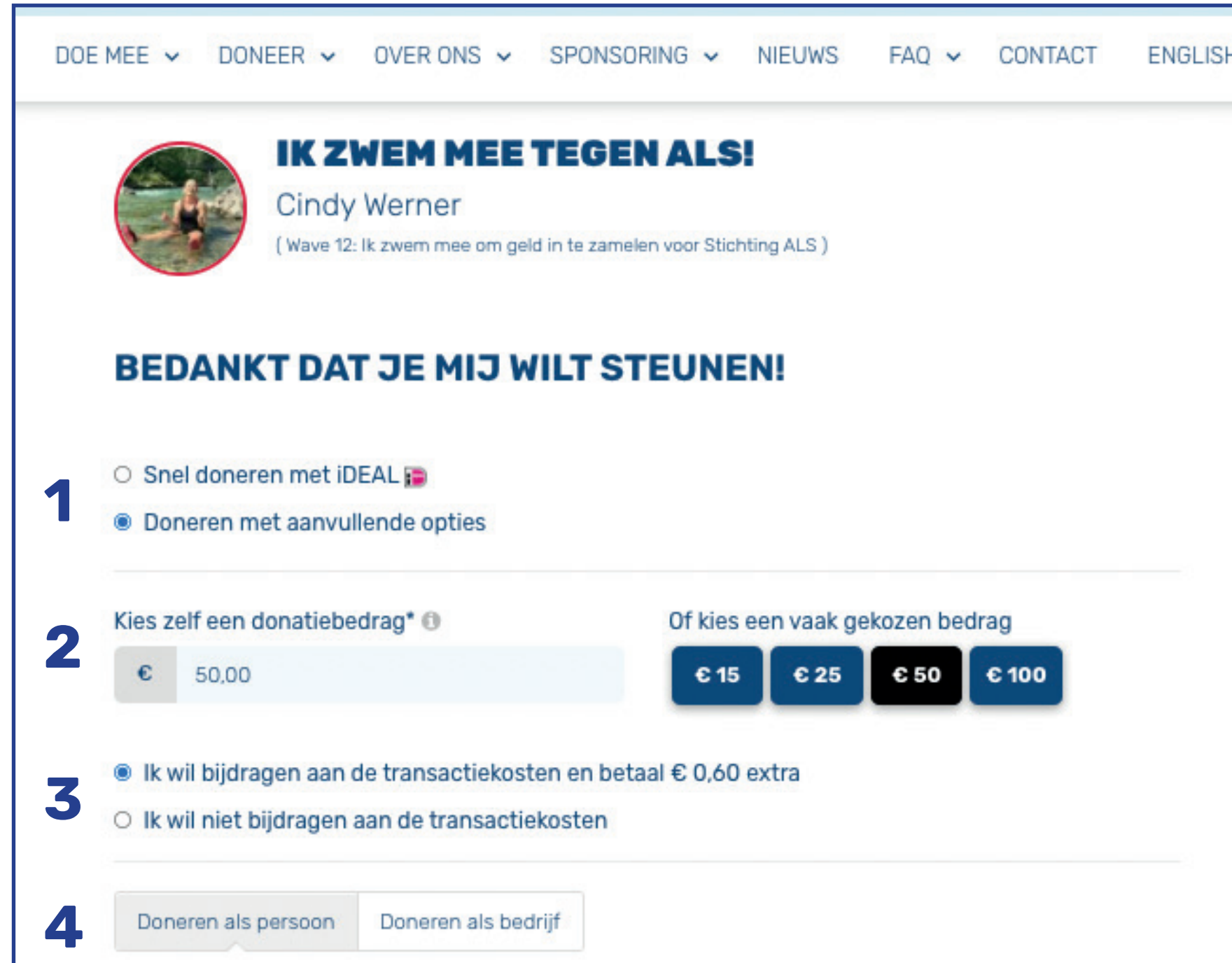
Would you not? Select the second box

Number 4: Select if you will donate as a person or company.


First box: As a person

Second box: As a company


This manual continues on the next page.




DOE MEE ▾ DONEER ▾ OVER ONS ▾ SPONSORING ▾ NIEUWS FAQ ▾ CONTACT ENGLISH

 **IK ZWEM MEE TEGEN ALS!**
Cindy Werner
(Wave 12: Ik zwem mee om geld in te zamelen voor Stichting ALS)

BEDANKT DAT JE MIJ WILT STEUNEN!

1 ☐ Snel doneren met iDEAL  ☒ Doneren met aanvullende opties

2 Kies zelf een donatiebedrag*  Of kies een vaak gekozen bedrag

€ 50,00 € 15 € 25 € 50 € 100

3 ☒ Ik wil bijdragen aan de transactiekosten en betaal € 0,60 extra ☐ Ik wil niet bijdragen aan de transactiekosten

4 Doneren als persoon Doneren als bedrijf



Roadmap how to make a donation for a specific wavemaker? Pay with Visa, Mastercard of Bank Authorization

Now you can sponsor your wavemaker. You can donate with iDEAL or with Visa, MasterCard or bank authorization. On this page we explain how you make a donation with Visa, MasterCard or Bank Authorization

Number 5: write down your contact details. a: First name, b: Insertion(s), c: Surname and d: Email address

Number 6: would you like to receive the newsletter from Amsterdam City Swim? Tik the box if you would like to. Leave it if you would not like to receive it.

Number 7: would you like to have your name visible on the website as sponsor of your wavemaker? If not, tick the box.

Number 8: tick the box to accept the General Terms and Conditions.

Number 9: choose your payment method. iDEAL, Visa, Mastercard or Bank Authorization.

If you have chosen Visa or Mastercard you can click on 'Ga verder' (number 10) and you will be redirected to your bank and can complete the payment. By selecting Bank Authorization you have to fill in your bank details, then you can click on 'Ga verder' (number 10) and you will be redirected to complete the payment.

Doneren als persoon

Doneren als bedrijf

5

Voornaam*

a

yp hier je voornaam

Tussenv.

b

Achternaam*

c

yp hier je achternaam

E-mailadres*

d

yp hier je e-mailadres

6

☐ Wil je nieuws ontvangen over de Amsterdam City Swim?

Schrijf je dan in!

7

☐ Mijn naam afschermen op de website.

8

☐ Ik accepteer de Algemene Voorwaarden.

9

Kies een betaalmethode

☐ iDEAL

☒ Visa

☐ MasterCard

☐ Machtiging

Je wordt doorgestuurd naar de beveiligde betaalomgeving van Mollie

10

Je gaat in totaal € 50,60 afrekenen.

GA VERDER

Je privacy is gewaarborgd. Lees meer



Roadmap how to make a donation for a specific team | Choose your team

You have to select the team you would like to sponsor. You can search this team by filling in the name of the team in column 1 and press enter. Their profile appears, and by clicking on this profile you have selected your team.



DOE MEE ▾ DONEER ▾ OVER ONS ▾ SPONSORING ▾ NIEUWS FAQ ▾ CONTACT ENGLISH

DONATION TITLE

Zoeken

1

Sorteer op: Meest opgehaald ▾

€ 26.541

OPGEHAALD

TEAM DANIEL

Onze vriend Daniel heeft ALS. Om zijn leven te vieren en eren, zwemmen we door de grachten van de stad waar we met Daniel...

BEKIJK

€ 25.328

OPGEHAALD

TEAM ONNO

Op 29 augustus springen wij in de Amsterdamse grachten om zoveel mogelijk geld op te halen voor de dodelijke spierziekte ALS, de...

BEKIJK

€ 14.253

OPGEHAALD

TEAM PLAUM

Afgelopen december is bij onze vader en goeie vriend helaas ALS geconstateerd.Hierdoor is het leven van ons allen flink...

BEKIJK

7

Roadmap how to make a donation for a specific team | Pay with iDEAL

Now you can sponsor your team. You can donate via iDEAL or via Visa, MasterCard or Bank Authorization. On this page we explain how you make a donation via iDEAL. On the next page we explain the other transfer possibilities.

Number 1: you select the option 'Snel doneren met iDEAL', which means 'Donate quickly with iDEAL'.

Number 2: would you like to sponsor the whole team or a member of the team? Choose 'het gehele team', which means 'the whole team' to sponsor the team. If you would only like to sponsor a team member, select the name of the person.

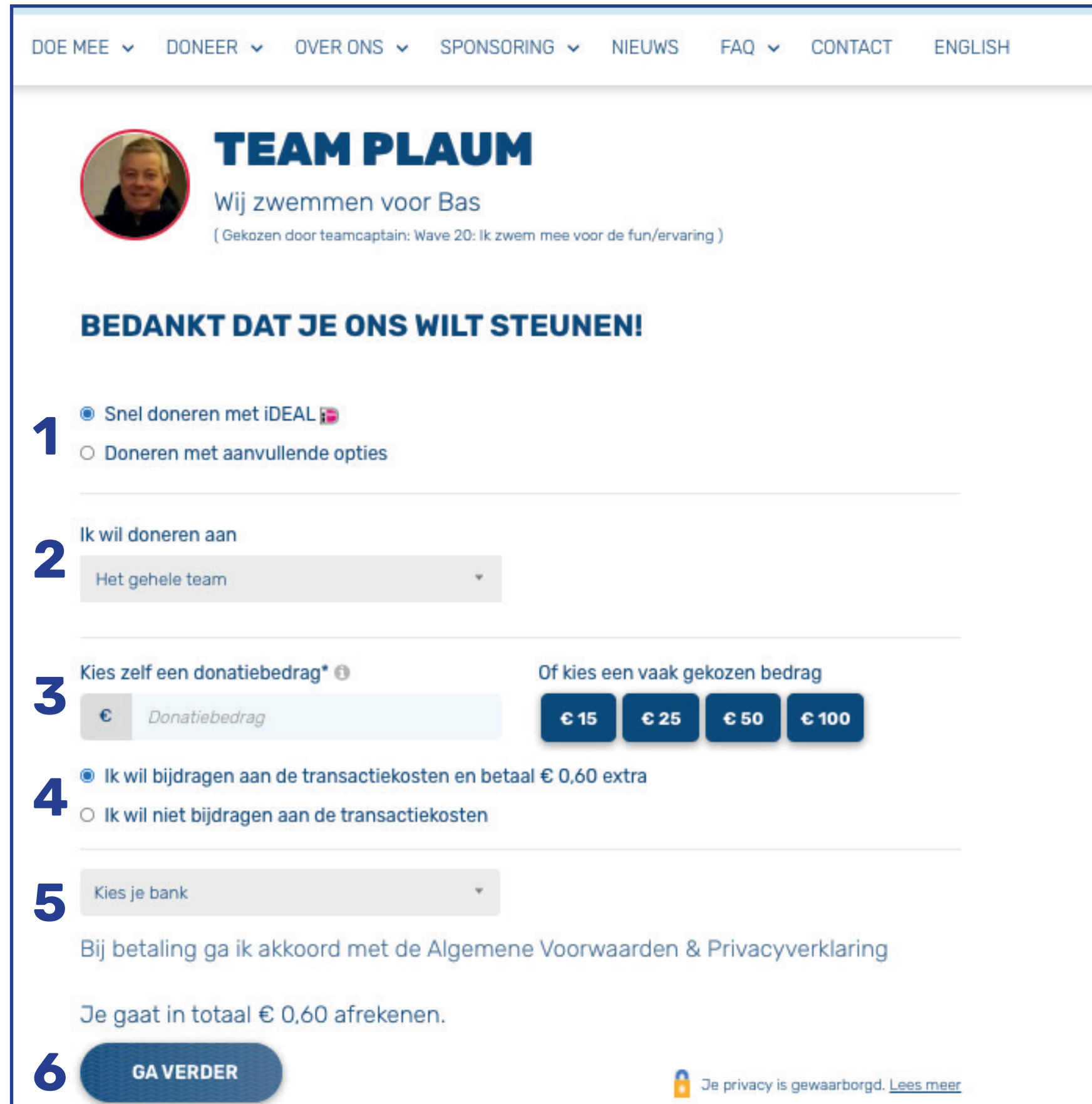
Number 3: you have to fill in the donation amount of your choice. You can also choose an amount which is presented on the side.

Number 4: you have to select whether or not you would like to pay the transaction fee of 0,40 cents.


Would you? Select the first box.
Would you not? Select the second box

Number 5: you have to select the bank you want to pay with. Upon payment you agree to the terms and conditions & privacy statement.


Number 6: all set up! Click on 'Ga verder', which means 'Continue'. You will be redirected to your bank and can complete the payment.




DOE MEE ▾ DONEER ▾ OVER ONS ▾ SPONSORING ▾ NIEUWS FAQ ▾ CONTACT ENGLISH

 **TEAM PLAUM**
Wij zwemmen voor Bas
(Gekozen door teamcaptain: Wave 20: Ik zwem mee voor de fun/ervaring)

BEDANKT DAT JE ONS WILT STEUNEN!

1 ☒ Snel doneren met iDEAL  ☐ Doneren met aanvullende opties


2 Ik wil doneren aan
Het gehele team ▾

3 Kies zelf een donatiebedrag*  Of kies een vaak gekozen bedrag
€ Donatiebedrag € 15 € 25 € 50 € 100

4 ☒ Ik wil bijdragen aan de transactiekosten en betaal € 0,60 extra
☐ Ik wil niet bijdragen aan de transactiekosten

5 Kies je bank ▾
Bij betaling ga ik akkoord met de Algemene Voorwaarden & Privacyverklaring

6 Je gaat in totaal € 0,60 afrekenen.
GA VERDER

 Je privacy is gewaarborgd. [Lees meer](#)



Roadmap how to make a donation for a specific team | Pay with Visa, Mastercard or Bank Authorization

Now you can sponsor your team. You can donate with iDEAL or with Visa, MasterCard or Bank Authorization. On the coming 2 pages we explain how you make a donation with Visa, MasterCard or Bank Authorization

Number 1: you select the option 'Doneren met aanvullende opties', which means 'Donate with additional options'.

Number 2: would you like to sponsor the whole team or a member of the team? Choose 'het gehele team', which means 'the whole team' to sponsor the team. If you would only like to sponsor a team member, select the name of the person.

Number 3: you have to fill in the donation amount of your choice. You can also choose an amount which is presented on the side.

Number 4: you have to select whether or not you would like to pay the transaction fee of 0,40 cents.


Would you? Select the first box
Would you not? Select the second box

Number 5: Select if you will donate as a person or company.


First box: As a person

Second box: As a company


DOE MEE ▾ DONEER ▾ OVER ONS ▾ SPONSORING ▾ NIEUWS FAQ ▾ CONTACT ENGLISH

 **TEAM PLAUM**
Wij zwemmen voor Bas
(Gekozen door teamcaptain: Wave 20: Ik zwem mee voor de fun/ervaring)

BEDANKT DAT JE ONS WILT STEUNEN!

1 ☐ Snel doneren met iDEAL  ☒ Doneren met aanvullende opties

2 Ik wil doneren aan
Het gehele team ▾

3 Kies zelf een donatiebedrag*  Of kies een vaak gekozen bedrag
€ 50,00 € 15 € 25 € 50 € 100

4 ☒ Ik wil bijdragen aan de transactiekosten en betaal € 0,60 extra
☐ Ik wil niet bijdragen aan de transactiekosten

5 Doneren als persoon Doneren als bedrijf



This manual continues on the next page.



Roadmap how to make a donation for a specific team | Pay with Visa, Mastercard of Bank Authorization

Now you can sponsor your team. You can donate with iDEAL or with Visa, MasterCard or Bank Authorization. On this page we explain how you make a donation with Visa, MasterCard or Bank Authorization

Number 5: write down your contact details. a: First name, b: Insertion(s), c: Surname and d: Email address

Number 6: would you like to receive the newsletter from Amsterdam City Swim? Tik the box if you would like to. Leave it if you would not like to receive it.

Number 7: would you like to have your name visible on the website as sponsor of your wavemaker? If not, tick the box.

Number 8: tick the box to accept the General Terms and Conditions.

Number 9: choose your payment method. iDEAL, Visa, Mastercard or Bank Authorization.

If you have chosen Visa or Mastercard you can click on 'Ga verder' (number 10) and you will be redirected to your bank and can complete the payment. By selecting Bank Authorization you have to fill in your bank details, than you can click on 'Ga verder' (number 10) and you will be redirected to complete the payment.

Doneren als persoon

Doneren als bedrijf

5

Voornaam*

ayp hier je voornaam

Tussenv.

b

Achternaam*

cyp hier je achternaam

E-mailadres*

dyp hier je e-mailadres

6

☐ Wil je nieuws ontvangen over de Amsterdam City Swim?

Schrijf je dan in!

7

☐ Mijn naam afschermen op de website.

8

☐ Ik accepteer de Algemene Voorwaarden.

9

Kies een betaalmethode

☐ iDEAL ☐ Visa ☐ MasterCard ☐ Machtiging

Je wordt doorgestuurd naar de beveiligde betaalomgeving van Mollie

Je gaat in totaal € 50,60 afrekenen.

10

GA VERDER

Je privacy is gewaarborgd. [Lees meer](#)



Roadmap how to make a general donation | Pay with iDEAL

Now you can make a general donation to Amsterdam City Swim. You can donate via iDEAL or via Visa, MasterCard or Bank Authorization. on this page we explain how you make a donation via iDEAL. On the next page we explain the other transfer possibilities.

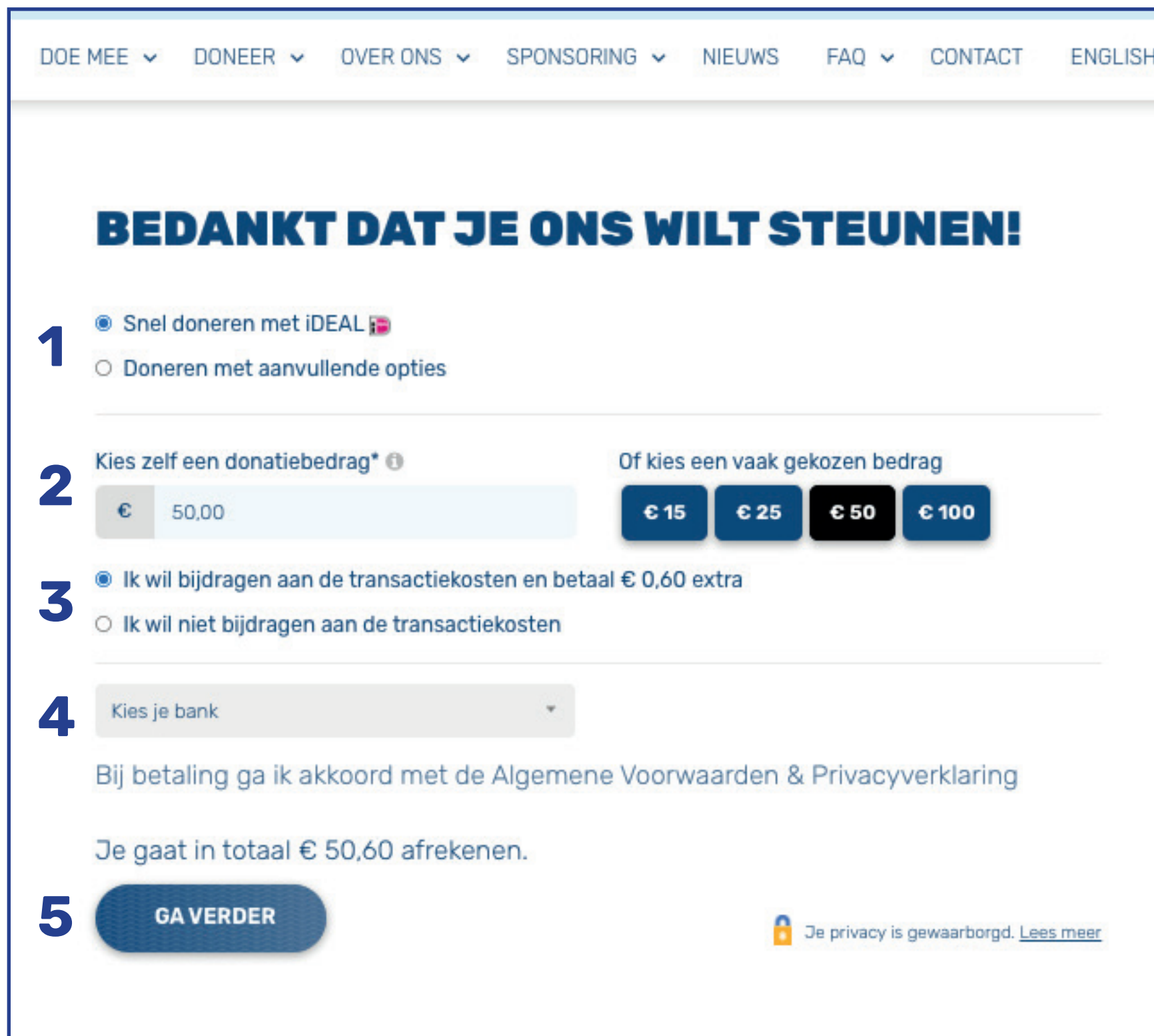
Number 1: you select the option 'Snel doneren met iDEAL', which means 'Donate quickly with iDEAL'.

Number 2: you have to fill in the donation amount of your choice. You can also choose an amount which is presented on the side.

Number 3: you have to select whether or not you would like to pay the transaction fee of 0,40 cents. Would you? Select the first box. Would you not? Select the second box.

Number 4: you have to select the bank you want to pay with. Upon payment you agree to the terms and conditions & privacy statement.


Number 5: all set up! Click on 'Ga verder', which means 'Continue'. You will be redirected to your bank and can complete the payment.




The screenshot shows the donation page for Amsterdam City Swim. At the top is a navigation bar with links: DOE MEE, DONEER, OVER ONS, SPONSORING, NIEUWS, FAQ, CONTACT, and ENGLISH. The main heading is 'BEDANKT DAT JE ONS WILT STEUNEN!'. Below this, step 1 shows two radio button options: 'Snel doneren met iDEAL' (selected) and 'Doneren met aanvullende opties'. Step 2 shows a section for choosing a donation amount, with a text input field set to '€ 50,00' and four preset buttons: '€ 15', '€ 25', '€ 50', and '€ 100'. Step 3 shows two radio button options for transaction fees: 'Ik wil bijdragen aan de transactiekosten en betaal € 0,60 extra' (selected) and 'Ik wil niet bijdragen aan de transactiekosten'. Step 4 shows a dropdown menu labeled 'Kies je bank'. Below the dropdown, it says 'Bij betaling ga ik akkoord met de Algemene Voorwaarden & Privacyverklaring'. Step 5 shows a large blue button labeled 'GA VERDER'. At the bottom right, there is a lock icon and the text 'Je privacy is gewaarborgd. Lees meer'.

DOE MEE ▾ DONEER ▾ OVER ONS ▾ SPONSORING ▾ NIEUWS FAQ ▾ CONTACT ENGLISH

BEDANKT DAT JE ONS WILT STEUNEN!

1 ☒ Snel doneren met iDEAL  ☐ Doneren met aanvullende opties

2 Kies zelf een donatiebedrag*  Of kies een vaak gekozen bedrag

€ 50,00 € 15 € 25 € 50 € 100


3 ☒ Ik wil bijdragen aan de transactiekosten en betaal € 0,60 extra ☐ Ik wil niet bijdragen aan de transactiekosten

4 Kies je bank ▾

Bij betaling ga ik akkoord met de Algemene Voorwaarden & Privacyverklaring

Je gaat in totaal € 50,60 afrekenen.

5 GA VERDER

 Je privacy is gewaarborgd. [Lees meer](#)



Roadmap how to make a general donation? | Pay with Visa, Mastercard or Bank Authorization

Now you can make a general donation to Amsterdam City Swim. You can donate with iDEAL or with Visa, MasterCard or Bank Authorization. on the coming 2 pages we explain how you make a donation with Visa, MasterCard or Bank Authorization

Number 1: you select the option 'Doneren met aanvullende opties', which means 'Donate with additional' options.

Number 2: you have to fill in the donation amount of your choice. You can also choose an amount which is presented on the side.

Number 3: you have to select whether or not you would like to pay the transaction fee of 0,40 cents.

Would you? Select the first box

Would you not? Select the second box

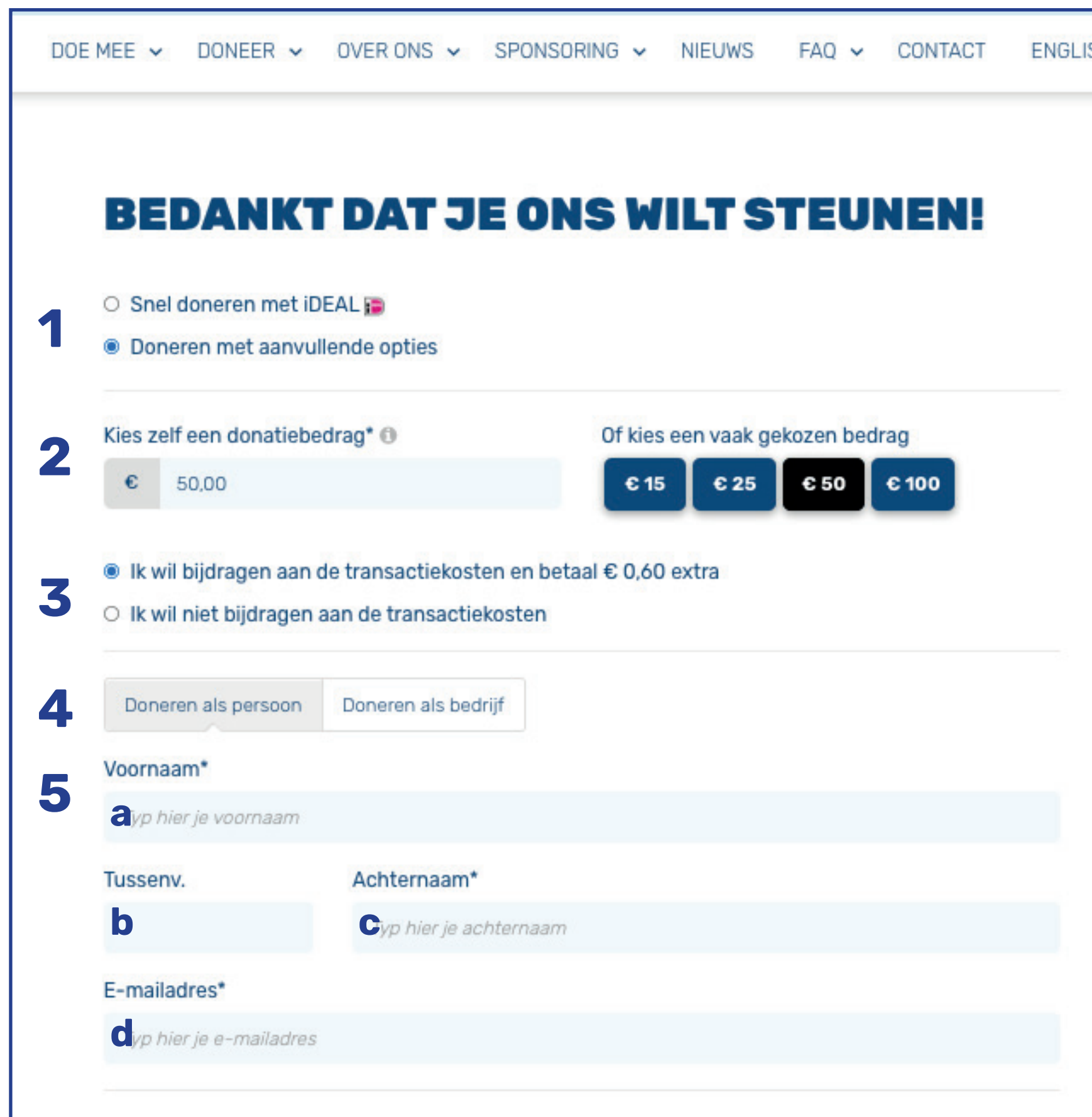
Number 4: Select if you will donate as a person or company.

First box: As a person

Second box: As a company

Number 5: write down your contact details. a: First name, b: Insertion(s), c: Surname and d: Email address

This manual continues on the next page.



The screenshot shows the donation page for Amsterdam City Swim. At the top is a navigation bar with links: DOE MEE, DONEER, OVER ONS, SPONSORING, NIEUWS, FAQ, CONTACT, and ENGLISH. The main heading is 'BEDANKT DAT JE ONS WILT STEUNEN!'. Below this are two radio button options: 'Snel doneren met iDEAL' and 'Doneren met aanvullende opties'. Step 1 points to the second option. Step 2 points to the 'Kies zelf een donatiebedrag' section, which includes a text input field with '50,00' and four preset buttons: '€ 15', '€ 25', '€ 50', and '€ 100'. Step 3 points to the radio button options for transaction fees: 'Ik wil bijdragen aan de transactiekosten en betaal € 0,60 extra' and 'Ik wil niet bijdragen aan de transactiekosten'. Step 4 points to the 'Doneren als persoon' and 'Doneren als bedrijf' buttons. Step 5 points to the contact form fields: 'Voornaam*' (with placeholder 'a' and 'yp hier je voornaam'), 'Tussenv.' (with placeholder 'b'), 'Achternaam*' (with placeholder 'c' and 'yp hier je achternaam'), and 'E-mailadres*' (with placeholder 'd' and 'yp hier je e-mailadres').



Roadmap how to make a donation for a specific wavemaker? Pay with Visa, Mastercard or Bank Authorization

Now you can sponsor your wavemaker. You can donate with iDEAL or with Visa, MasterCard or bank authorization. On this page we explain how you make a donation with Visa, MasterCard or Bank Authorization

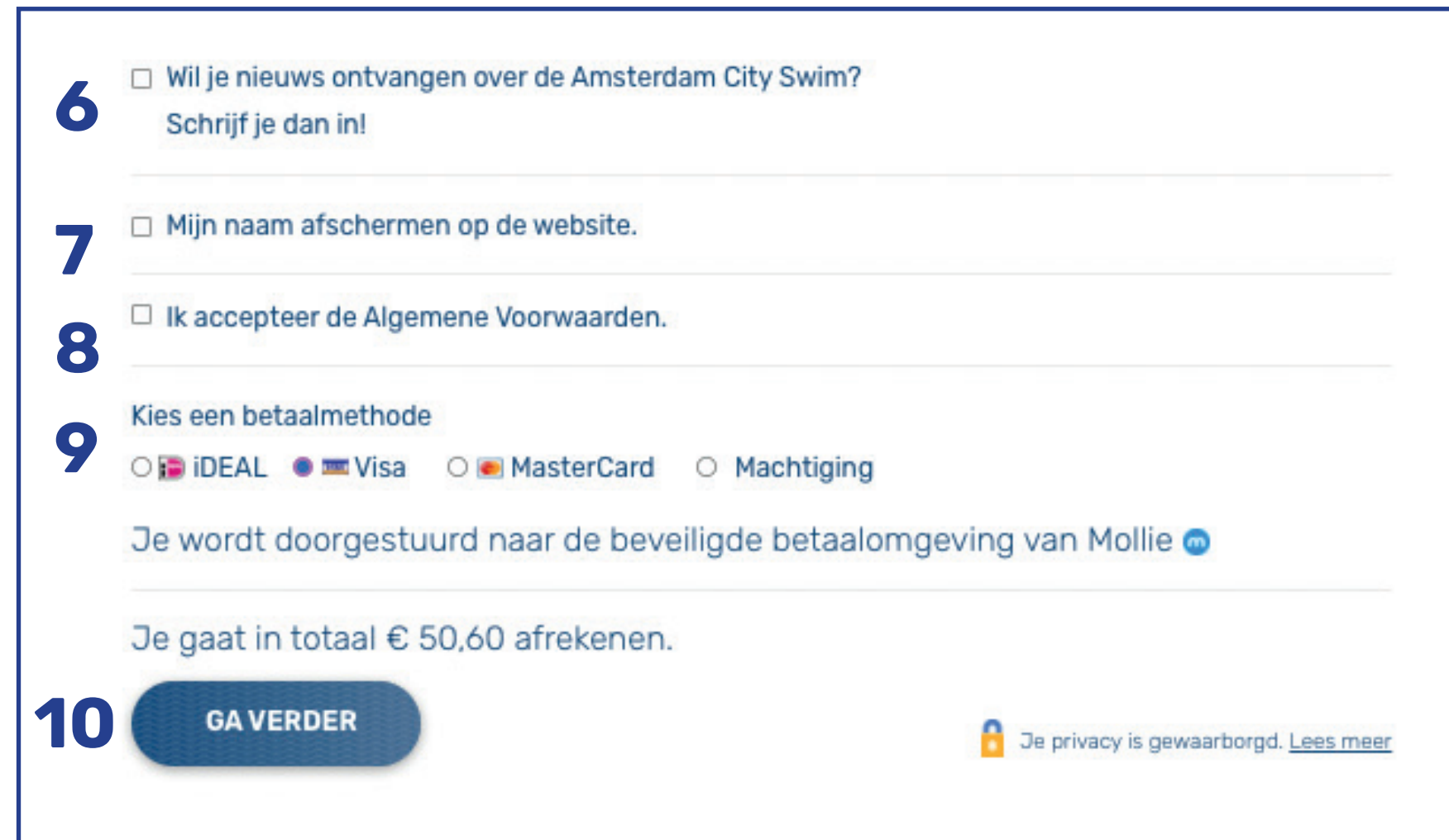
Number 6: would you like to receive the newsletter from Amsterdam City Swim? Tik the box if you would like to. Leave it if you would not like to receive it.

Number 7: would you like to have your name visible on the website as sponsor of your wavemaker? If not, tick the box.

Number 8: tick the box to accept the General Terms and Conditions.

Number 9: choose your payment method. iDEAL, Visa, Mastercard or Bank Authorization.

If you have chosen Visa or Mastercard you can click on 'Ga verder' (number 10) and you will be redirected to your bank and can complete the payment. By selecting Bank Authorization you have to fill in your bank details, than you can click on 'Ga verder' (number 10) and you will be redirected to complete the payment.



The screenshot shows a donation form for Amsterdam City Swim. It includes the following elements:

- Step 6:** A checkbox labeled "Wil je nieuws ontvangen over de Amsterdam City Swim? Schrijf je dan in!" with an input field below it.
- Step 7:** A checkbox labeled "Mijn naam afschermen op de website." with an input field below it.
- Step 8:** A checkbox labeled "Ik accepteer de Algemene Voorwaarden." with an input field below it.
- Step 9:** A section titled "Kies een betaalmethode" with four radio button options: "iDEAL", "Visa", "MasterCard", and "Machtiging".
- Below step 9, a line of text states: "Je wordt doorgestuurd naar de beveiligde betaalomgeving van Mollie".
- Step 10:** A line of text states: "Je gaat in totaal € 50,60 afrekenen." followed by a large blue button labeled "GA VERDER".
- At the bottom right, there is a small lock icon and the text: "Je privacy is gewaarborgd. [Lees meer](#)".

